



# NACOGDOCHES COUNTY EXPO & CIVIC CENTER

## 2019 Parking and Traffic Management

The following traffic flow and parking rules have been established to make the Fair safe and enjoyable. A map of the Exposition/Civic Center Complex is included in your packet that will detail parking lots and entry/exit drives.

It is important that you familiarize yourself with applicable rules and parking arrangements. We ask that you make necessary copies and disburse these rules to all interested parties associated with your group. **Ag Teachers: This includes disbursing to all of your students and parents so that they will be better prepared when entering the Fair Grounds.**

### Definitions:

- **Event Workers:** Individuals that are employees or volunteer workers for the Nacogdoches County Exposition & Civic Center; or authorized public safety employees, local public officials or carnival support staff designated to work during the Piney Woods Fair.
- **Exhibitors:** Individuals or groups of individuals that have entered livestock, agricultural products or produce or mechanical products, baking goods, photographs or similar items for display and judging; or, individuals or groups that assist with the displaying, judging, selling or sponsoring of such items.
- **Premium Sale Buyers:** Individuals that attend the Fair's Premium Sale for the specific purpose of bidding on or buying entries from qualifying Exhibitors on Saturday evening, October 12, 2019 in the Main Arena.
- **Public Attendees:** Individuals that pay an admission fee to enter the fairgrounds.
- **Vendors:** Individuals representing a business or organization that has reserved booth space in the Civic Center, Main Arena or local food court areas.
- **VIP Attendees:** Individuals and corporate representatives from major sponsors of activities and events benefiting the Nacogdoches County Exposition & Civic Center or county government.

## VENDORS

### I. Vendor Booth Locations:

Vendor's not selling food will be located inside the Civic Center. Food Vendors will be along the food court area located north of the main arena and east of Barn 1.

### II. Vendor Parking Permit: (see example below)

A Yellow Vendor Parking Permit shall be issued for each Vendor Booth purchased and must remain visible in your vehicle at all times. Vehicles displaying that permit will be allowed to park in designated areas near the Civic Center.

### III. Vendor Parking Locations:

Vendors with a Yellow parking permit should enter the Civic/Expo Center from the South driveway. See attached map for details. Only those vendors that display a Yellow Parking Permit are allowed to park in those areas. **If you have more booth workers than you have parking permits for, the remaining workers must park in public parking areas.** *Handicap and Vendor Parking space is very limited.* Therefore, we do not have space to allow every Vendor Worker a Parking Permit. If you are able-bodied and only working a few hours for one day, expect to park in general public parking.

### IV. Vendor Entry Passes:

Parking permits cannot be used for admission inside the fairgrounds. Booth workers must have a Single Use Ticket or Vendor Pass. Paid Vendors are issued Vendor Passes that must be presented to enter, and is good for **one admission per day**. Once the pass has been punched for that day, you must have your hand stamped before leaving to re-enter the gates. Booth workers that do not have a Vendor Pass or single Free Admit Yellow Ticket will be required to pay admission in order to enter the fairgrounds.

#### VENDOR PARKING PERMIT



#### VENDOR ENTRY PASS



#### SINGLE USE TICKET



## EXHIBITORS

### I. Exhibitor Locations:

Exhibitors displaying Art, Crafts, Baking, Canning, Photography, etc. will be displayed in the Civic Center. Ag Mechanics projects will be displayed under Barn #1. Exhibitors displaying livestock will be displayed under either Barn #2 or #3. Temporary Loading Zones are located at the rear of Barn 1, and between Barns #2 and #3. You may use the areas closest to your display location while loading or unloading your exhibits. **Vehicles must then be moved to one of the designated parking areas available for Exhibitors. Do not block the Shavings Barn at any time.**

### II. Exhibitor Parking Permit: (see example below)

An Orange Parking Permit will be issued to Livestock Exhibitors. **This is not an entry pass!** Every person entering the fair must have an armband or ticket. The Orange parking permit allows you to park in areas reserved for Exhibitors, and should remain visible in your vehicle while at the fairgrounds.

**Exhibitors towing trailers should use the South drive for entry and exit.** Exhibitors not towing trailers may use the South drive or the public (middle) driveway at times when that gate is open for use. The south driveway is intended for two-way traffic. Pedestrian crossing areas exist between barns #1 & #2 and between the midway area and barns #2 & #3. *Please go slow and watch for oncoming traffic and pedestrians.* **The driveway between the Midway restrooms and Parking Lot #4 is ONE WAY traffic. Please do not enter that driveway from the wrong direction.**

### III. Exhibitor Parking Locations:

Exhibitors displaying Orange parking permits may park in the grassy areas adjacent to Barns #2 & #3, as well as the exhibitor parking lot near the restrooms across from barn #3. Exhibitors may also park along the south sides of Public Parking Lots #4-6. In-County Stock trailers may be parked on the grass to the west of Barn 4. **Exhibitors shall not be allowed to park camper trailers/RVs at the fairgrounds.**

### IV. Exhibitor Entry Passes:

Parking permits only allow you to park a vehicle at the fairgrounds; they do not count as entry tickets. Each exhibitor shall be issued a white armband with green sun-faces. This pass will allow a person to enter the Fairgrounds as needed to care for and show animals. **Red Armbands with Nacogdoches Expo Center are for family members who wish to attend the Livestock Show and/or Premium Sale, Wednesday through Saturday. Red Armbands are \$15 and not good for Sunday.** All armbands must be securely fastened on the wrist to gain entry to the Fairgrounds. Single Entry Admission Tickets may be obtained from the ticket taker at the South Entrance, or from the public pay stations for people riding in vehicles with Exhibitors.

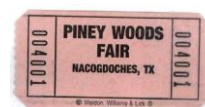
**EXHIBITOR PARKING PERMIT**  
(Orange)



**EXHIBITOR ADMISSION PASS**



**ADMISSION TICKET**



## Premium Sale Buyers

Saturday, October 12<sup>th</sup> in the Main Arena



### Premium Sale Buyers:

Premium Sale Buyers will be given a special one-day parking permit that is only valid on Saturday, October 12<sup>th</sup> beginning at 5:00 pm. *Permits shall allow the buyers free entrance to the Fairgrounds using the South Driveway Only.* Premium Buyers may park on the south side of the arena or inside the Main Arena as space allows.

## Event Workers

### Event Workers:

Depending on assignment locations, parking attendants and public safety officials shall be staged at various points within the fairgrounds. Most Event Workers should park in the Main Reserved Lot (located in front of the fairgrounds) or behind the south bleachers of the Main Arena. All event workers must sign in and out in the Main Office in the Civic Center.

### Security & EMS:

The Fair Security building is located in the portable building located east of Barn #1. Both Sheriff's Office and EMS personnel will be on-hand at that location throughout fair hours.

## Designated Parking Areas/Parking Directions:

### Main (Front) Reserved Parking Lot:

The main or front parking lot is a restricted use lot. Vehicles displaying Handicapped Placards or carrying mobility challenged individuals may use this lot. Event Workers with proper credentials and individuals with VIP passes shall also be allowed to park in the front parking lot. If the designated vendor parking area becomes filled, vendors may be directed to this lot so long as space is available.

To enter the main lot, vehicles must use the middle (center) driveway. Traffic will be divided between a passenger drop-off lane and fairgoers. Event Workers and individuals that have a Handicapped Parking Permit, a VIP pass or an Yellow Vendor Parking Permit (when directed) may enter the main parking lot and park. Individuals that have tickets but none of the parking permits shown below must proceed to the public parking areas (lots 2-7).



## PUBLIC PARKING/PAY AND PARK

### Public Entrance:

The center (or middle) driveway leading into the Civic Center from the feeder road to the loop shall serve as the only public entrance for parking on the fairgrounds. All vehicles that do not display an authorized Parking Permit must use the center lane to approach the fairgrounds. Driving lanes will be designated to separate different types of attendees after they have turned into the center lane.

### Passenger Drop-off/Pick-up Only:

Individuals dropping off or picking up passengers should enter the fair complex using the center driveway with other public attendees. A designated "Drive-thru" lane will be established. Drivers should move into the left lane and proceed to the main entrance where that lane will make a U-turn. Drivers may then temporarily stop their vehicles long enough to allow passengers to exit or enter the vehicle. Drivers may not remain stopped for a prolonged period of time. Those vehicles should then proceed east and exit the fairgrounds from the center driveway.

### Paid Admission Parking at the Fairgrounds:

Multiple drive-thru lanes will exist for fairgoers to use to purchase tickets and park at the Expo/Civic Center complex. Drivers should enter the Main Entrance (middle driveway) and get immediately into the right lane. Drivers should then proceed to the west end of that row and turn right. Upon turning, the driveway will be divided into multiple lanes marked with "Pay Here and Park" signs. Drivers should enter one of those lanes and proceed to the Ticket Booth designated for that lane. **Note: There is no charge to park at the fair. People paying from vehicles are purchasing entry tickets to the fair. The entry fee is \$5.00 per person, CASH ONLY. To help speed the process we ask that drivers have exact cash in hand at the time they reach the ticket booth.** After receiving entry tickets, drivers should proceed north. Ticket takers shall be in place near the North Driveway Gate to collect tickets and check entry passes. After the tickets have been collected, turn left. Follow the designated driveway to the next available public parking area. Event Workers/Deputies will be on hand to direct you to park in Lots #2-7.

### Public Parking Areas:

All parking areas shall be used on a first-come/first-serve basis. The driveway between the midway and the auction barn shall allow for two-way traffic until it reaches the beginning of Lot #2. At that time the driveway shall become ONE WAY with vehicles proceeding west between lots #2-3.

**Lot #1 The Nacogdoches Livestock Exchange (Sale Barn):**

The Nacogdoches Livestock Exchange is a privately owned business that adjoins the Expo Center. It has been labeled Lot #1. They have been gracious enough to allow fair goers to use their parking area when it does not interfere with their business activities. People that park in this lot must walk to the Civic Center entrance to purchase tickets and enter the fairgrounds. Parking attendants for the fair shall assist in parking at this location. This lot is opened at the discretion of Fair Management. The use of that parking area shall be on a first come, first serve basis, as follows:

- On Wednesday and Thursday evenings the South-half of their parking area may be utilized for public attendee parking provided driveways are not blocked. Fair goers that block driveways or park along the North side of that lot are subject to being towed.
- On Friday, Saturday and Sunday afternoons, the entire Livestock Exchange parking area may be utilized, provided driveways are not blocked.

**Lot #2**

The grassy area along the north side of the Midway. Vehicles should enter this lot from the south and exit to the east.

**Lot #3**

Lot #3 is located just north of the Midway restrooms. Vehicles parked in Lot #3 should enter and exit using the driveway between lots #2 & 3 or 3 & 4. Vehicles should proceed south proceed to lot #6 and then #7 to exit.

**Lot #4**

Lot #4 is accessible by a connecting driving lane located on the north end of the lot, between Lots #2 & #3. Vehicles should exit Lot #4 to the south and then proceed to lot #6 and then #7 to exit.

**Lot #5**

Lot #5 is commonly used for Mud Bog races. Depending on weather and ground conditions, this lot may or may not be available for use during the fair. If conditions permit parking in Lot #5, vehicles should be parked in such a way that they exit to the north through Lot #7.

**Lot #6**

Lot #6 is located on the west side of Lot 5 and is accessible from the same driveway that leads to Lot #5. With the exception of Exhibitors towing trailers, Vehicles should exit Lot #6 by following the west drive that connects Lot #6 to Lot #7 and then proceed past Lot #7 to the Exit.

**Lot #7**

Lot #7 is located to the north of all other lots. Vehicles should enter Lot #7 from Lot #6. Vehicles parked in Lot #7 should be parked facing north or east to ease their exit.

**Public Exit:**

Unless otherwise directed by deputies, Exhibitors towing trailers should exit using the South Driveway. All other vehicles parked in Lots #2-7 should follow the ONE WAY driveway through adjoining lots until they reach the exit road near the east side of Lot #2. Two-way traffic shall exist at that point and vehicles shall occupy the traffic lane on the opposite side of the road from normal driving lanes (left of center instead of right of center). Vehicles shall then proceed east until they exit the Expo Center complex from the North most drive.

**NO PARKING Areas:**

Except for temporary loading and unloading of exhibits, No Parking shall be allowed along driveways and in areas behind the Main Arena or between Barn #1 & #2. The entire length of the North, South and Middle Entrance or Exit shall be NO PARKING.

NOTE: Parking along the feeder road is not controlled. We are not responsible if you get blocked in by another vehicle. Do Not block driveways and do not park on private property without permission.

**PUBLIC SHUTTLES:**

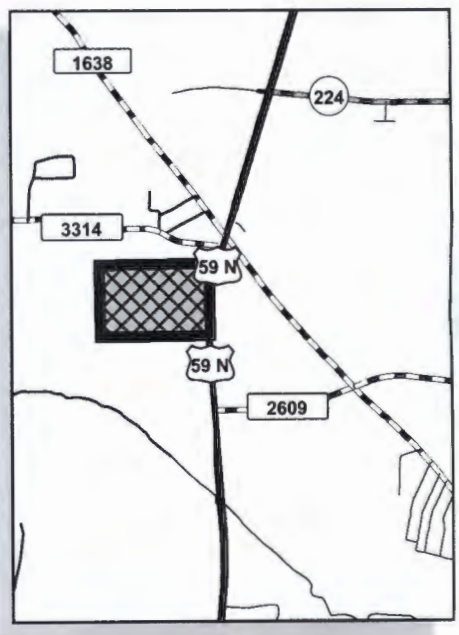
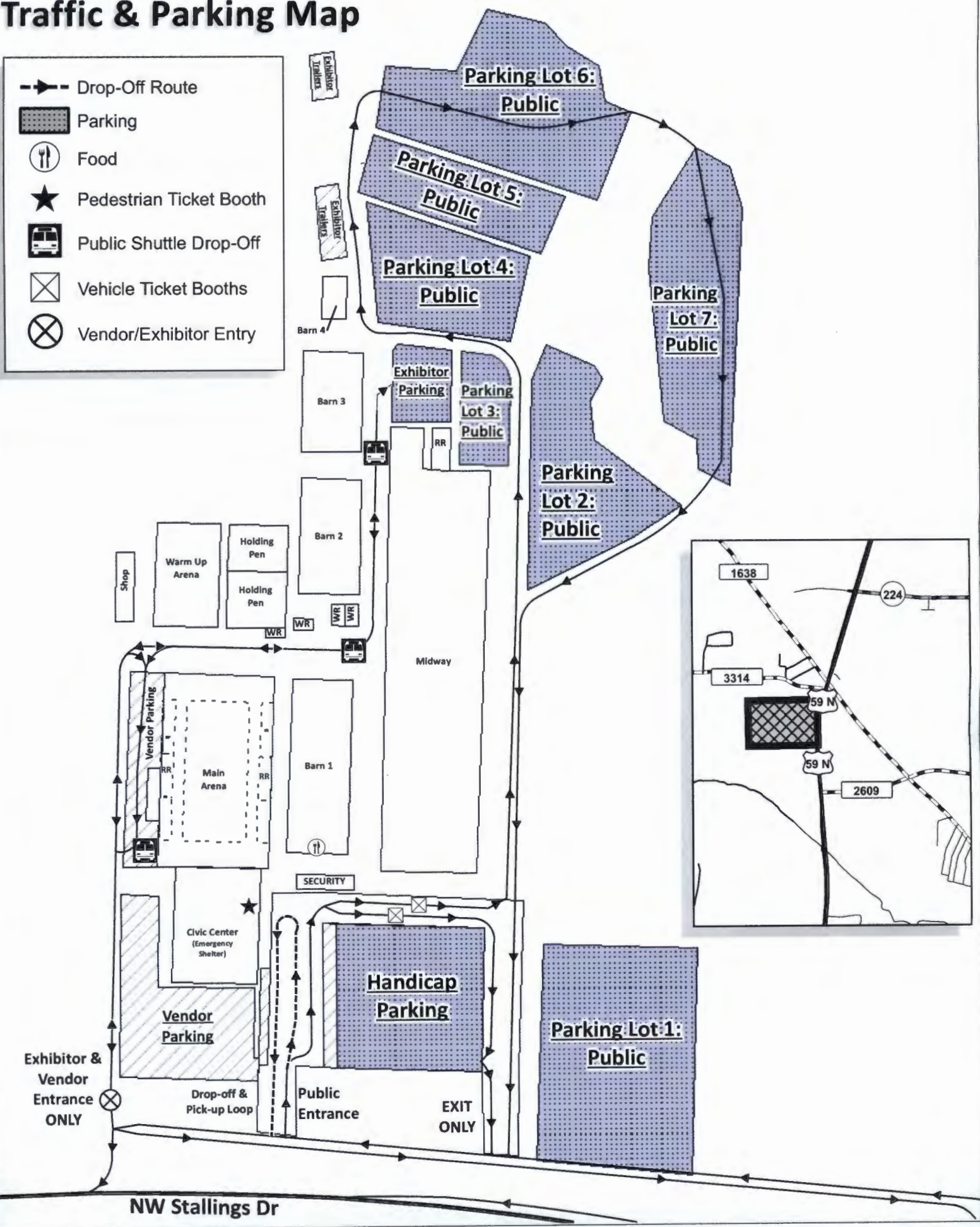
When possible, golf carts shall be used to offer people rides back and forth from parking lots #2-7 to fair activities. Those shuttles shall make 3 designated stops, as follows: The S.E. corner of the Main Arena (easily accessible to the Civic Center); Near the midway between barns 1 & 2; and between the midway restrooms and Barn #3. Smaller shuttles shall be provided to move people to and from the Handicapped Lot to the front entrance of the Civic Center.



# Piney Woods Fair Traffic & Parking Map



- Drop-Off Route
- Parking
- Food
- Pedestrian Ticket Booth
- Public Shuttle Drop-Off
- Vehicle Ticket Booths
- Vendor/Exhibitor Entry





# PINEY WOODS FAIR

## October 9-13, 2019

NACOGDOCHES COUNTY

### EXPOSITION & CIVIC CENTER

3805 N.W. Stallings Drive  
Nacogdoches, TX

### Tuesday, October 8th

Time

8:00am-10:30am  
11:00am  
3:00pm-6:00pm

Event

Youth Baking Registration  
Youth Baking Judging  
Art, Canning, Crafts, Photography

### Wednesday, October 9th

Time

7:00am-9:00am  
6:00am-4:00pm  
9:00am  
1:00pm  
3:00pm-4:00pm  
3:00pm-9:00pm  
Before Midnight

Event

Broiler Arrival & Sifting  
Market Barrow Arrival  
Broiler Judging  
Education Exhibit Awards Posted  
Market Barrow Validation  
Vendor Booths Open  
Ag Mechanics Arrive

Time

4:00pm-11:00pm  
5:00pm-6:00pm  
6:00pm  
5:00pm-6:00pm  
7:15pm-8:00pm

Event

**MIDWAY OPEN** Admission \$5 Per Person  
*Featuring Bender the Clown*  
Market & Breeding Rabbits Arrive  
Market Rabbits Judged then  
Breeding Rabbits Judged  
**After Judging - Market & Breeding Rabbits Released**  
Twirllettes and Mike Moses Dance Team  
on Stage in Civic Center  
on  
Stage in Civic Center



**RIDE-A-MANIA**

**6PM-10PM**  
Armbands \$15  
when you  
donate 3 canned  
goods!  
(Armbands \$20  
without  
donation)

### Thursday, October 10th

Time

9:00am  
10:00am  
1:00pm-4:00pm  
4:00pm-5:00pm  
3:00pm-7:00pm

Event

Ag Mechanics Judging  
Floral Show Upstairs Hall  
Market Goats & Lambs Arrive  
Market Goats & Lambs Weigh In  
Beef Heifers Arrive (In County)

Time

3:00pm-9:00pm  
4:00pm-11:00pm  
7:15pm-8:00pm  
6:00pm

Event

Vendor Booths Open  
**MIDWAY OPEN** Admission \$5 Per Person  
*Featuring Bender the Clown*  
AC Singers on Stage in Civic  
Center  
Market Barrow Judging  
Barrows will be released at 10:00am on Friday, Oct. 11th



**BUDDY NIGHT**

**6PM-10PM**  
1 Person Pays  
1 Person Rides  
FREE!

### Friday, October 11th

Time

9:00am  
Market Goat Showmanship  
Market Goat Judging following Showmanship  
Goats released following Judging.  
10:00am  
1:00pm  
Market Barrows Released  
Market Lamb Showmanship

Event

Time

Market Lamb Judging immediately following Showmanship  
Lambs released following Judging  
3:00pm-9:00pm  
Vendor Booths Open  
4:00pm-2:00am **MIDWAY OPEN** Admission \$5 Per Person  
*Featuring Bender the Clown*  
6:00pm-8:00pm  
*Southbound Band on  
Stage in Civic Center*  
7:00pm-9:00pm  
Beef Heifer Arrive (In County)

Event



**MIDNIGHT MADNESS**

**10PM-2AM**  
Armbands \$20  
or  
Armbands \$15  
with any empty  
Coke product

### Saturday, October 12th

**NO ARMBAND OR TICKET SPECIALS SATURDAY**

Time

6:30am-8:30am  
10:00am  
Beef Heifer Showmanship will begin after all breeds shown  
Heifers released following Judging  
11:00am-10:00pm  
12:00pm Heart of Pines Chorus on Stage in Civic Center

Event

Time

12:00pm-12:00am **MIDWAY OPEN** Admission \$5 Per Person  
*Featuring Bender the Clown*  
3:00pm  
3:30pm  
4:00pm-5:00pm  
Sponsored by  
5:00pm-6:00pm

Event

Ag Mechanics Sale & Release  
Junior Tractor Pull Registration  
Junior Tractor Pull  
  
Heart of the Pines Chorus on Stage  
in Civic Center

5:00pm - 6:00pm  
Premium Buyers  
Dinner

6:00pm  
PREMIUM SALE  
(Barrow, Broiler,  
Goat, Lamb, &  
Rabbit)

### Sunday, October 13th

Time

12:00pm-4:00pm  
1:00pm-11:00pm **MIDWAY OPEN** Admission \$5 Per Person  
*Featuring Bender the Clown*  
7:15pm-8:00pm

Event

Vendor Booths Open  
on  
Stage in Civic Center

### EVAN UNITED SHOWS ARMBAND SPECIAL

1:00pm-5:00pm \$15 UNLIMITED RIDE ARMBAND  
6:00pm-10:00pm \$15 UNLIMITED RIDE ARMBAND

